

Data sheet

Art.No.: 92.052.9658.1

Device connector GST18I5F S2 R V SW

Device connectors, snap-in panel mount, GST18i5, 5 pole, male, spring clamp connection, 250/400 V, 20 A, material thickness 0,5 - 1,5 mm, colour of coding: black



Art.No.	92.052.9658.1
EAN	4015573399754
Order Unit	1

Certificates / Approvals



Technical data

General

Rated current	20 A
Rated voltage	250 V / 400 V
Pollution degree	2
Mechanical coding	Code 1
Rated impulse voltage	4 kV
Lockable	self-locking (unlocking by tool)
Color of coding/ contact carrier	black
Marking of poles	3, N, PE, 2, 1

Connection Data

Connection cross section solid mm ² max.	2.5 mm ²
Connection cross section solid mm ² min.	0.5 mm ²
Connection cross section fine stranded mm ² max.	1.5 mm ²
Connection cross section fine stranded mm ² min.	0.5 mm ²
Terminations per pole	2
Wire strip length	9 mm

Model

Model	male
Connection type	Spring clamp connection
Angle of plug	straight
Degree of protection (IP)	IP20
Remark to type of connection	Fine stranded and stranded conductors require cable end sleeve
Thickness of housings (electrical device) 2	0.5 mm
Thickness of housings (electrical device)	1.5 mm
built-in component	snap-in

Material

Housing material	Polyamide
halogen free	Yes
Contact material	CuZn
Fire load	0.1 kWh
Insulation components continuous temperature	100 °C
Surface finish	Silver-plated

Dimensions

Length	38 mm
Width	52.3 mm
Height	18.5 mm

Classification

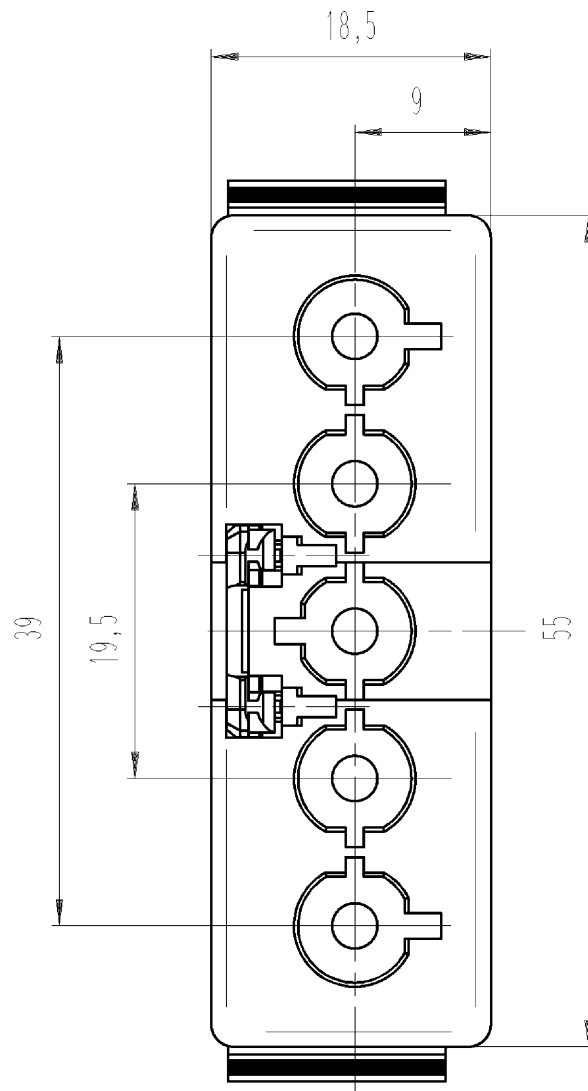
ECLASS 8.1	27440602
ETIM 7.0	EC002566
ETIM 6.0	EC002566
ETIM 5.0	EC002566
ETIM 4.0	EC002566

Product compliance

ROHS conformity status	Compliant/Exempted
ROHS exceptions	III-6(c)
REACH-SVHC conformity status	Duty-To-Declare
REACH-SVHC substances	Lead
REACH-SVHC CAS numbers	7439-92-1

Accessories

Art.No.:	Article/type description:	Description:
05.595.1453.0	Lock (G)ST18V SW	Locking device for snap-in panel mount GST18i3-5, retrofit part, black
05.595.1453.2	Lock (G)ST18V WS	Locking device for snap-in panel mount GST18i3-5, retrofit part, white
05.564.5353.0	cover cap GST18i3/4/5 SW	Cover piece 12 pole black for female parts GST18i3-6
05.564.5353.2	cover cap GST18i3/4/5 WS	Cover piece 12 pole white for female parts GST18i3-6
05.566.9253.0	cover cap GST18i5 BUCHSEN	Cover for female connectors GST18i5, black
07.425.8953.0	Cover GST18i5 WS	Cover to close unused openings for GST18i5 panel mounts. Cover: white

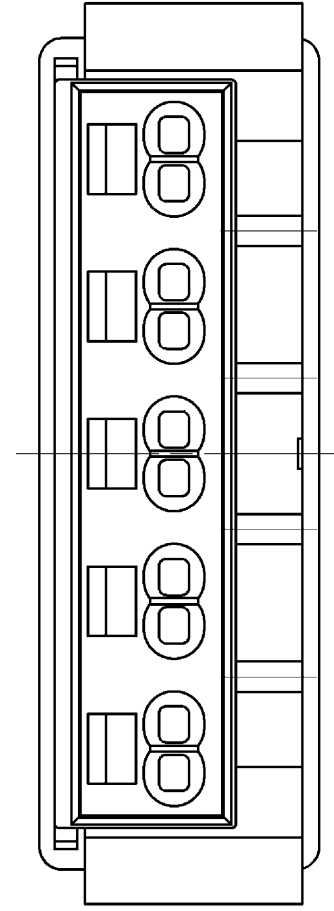
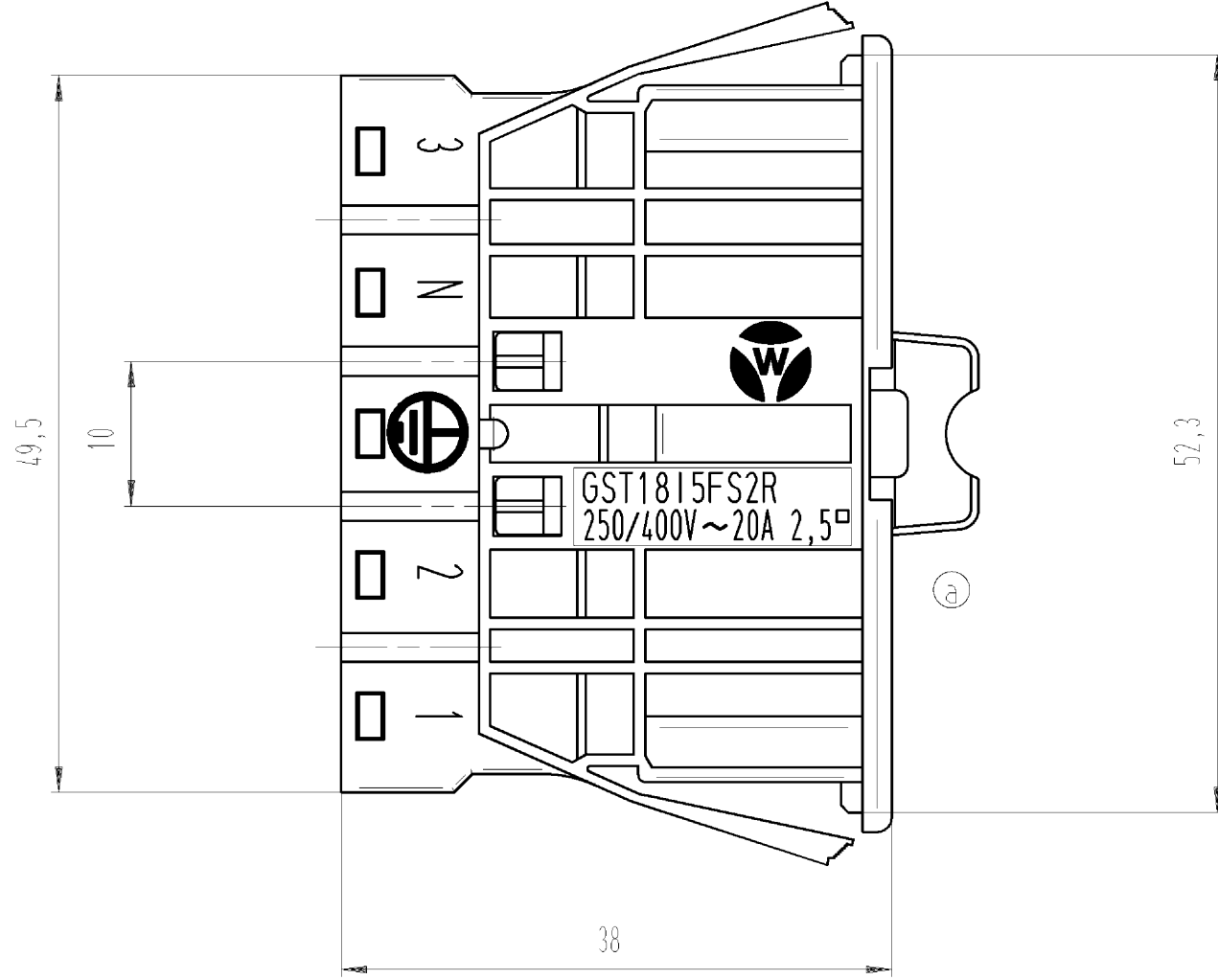


Gehäuseausschnitt

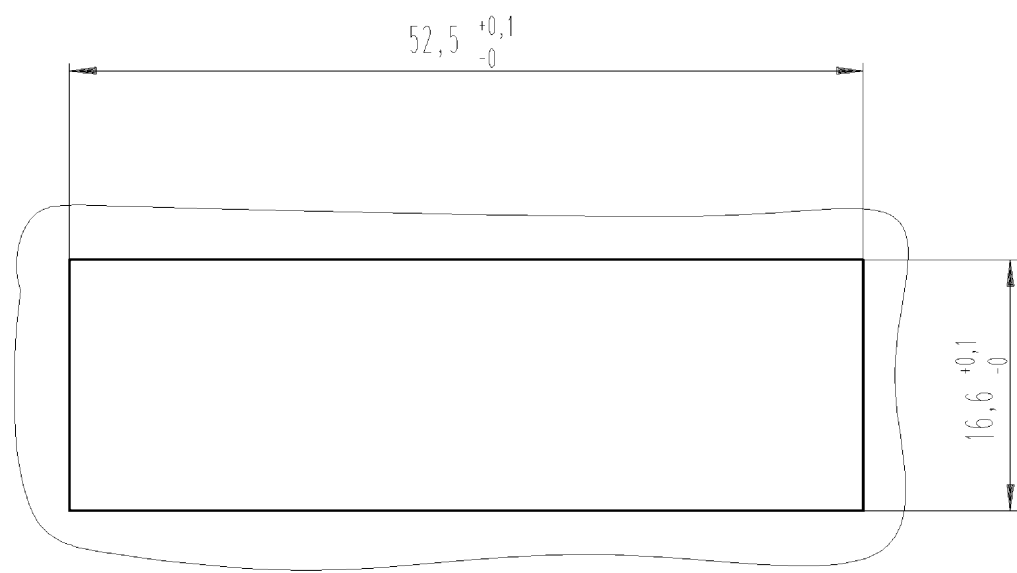
Blechdicke 0,5 - 1,5 mm

section of housing

Material thickness 0,5 - 1,5 mm



Weitere Daten siehe Katalog
further data see catalog



Teilenummer part-no.		Farbe colour		Typ type	
92.052.9658.0		weiß/white		GST1815F S2 R V ws	
92.052.9658.1		schwarz/black		GST1815F S2 R V sw	
Tolerierung nach DIN 7167/Tolerance system acc. to DIN 7167. (This DIN-standard describes the envelope principle. According to the envelope principle the deviations of form and parallelism are limited by the size tolerances).				ja/yes <input checked="" type="checkbox"/> Stoffverbots- und Deklarationsliste nach UU-TQM-05/03 ist einzuhalten. Conformity with Wieland document UU-TQM-05/03 (list of prohibited / declarable hazardous substances) to be declared!	
Freitoleranz nach General tolerance		CAD - Zeichnung, keine manuellen Änderungen CAD - drawing, no manual modifications allowed		1. Verwendung: - First Use:	
/		Werkstoff/Material		Blatt: 1 von 1 Sheet: of 1	
/		2006 Tag/Date		Zeichnung Nr./Drawing No.	
/		Name		Index	
/		gezeichnet drawn		T 92.052.9658.0 01K a	
/		Maßstab/Scale		Index	
/		geprüft checked		Maße in mm/Dimensions are in mm	
/		2:1			
/		Normgepr. Stand. check			
/		Vol. mm ³ Ofl./Surf. mm ²		Ersatz für/Replacement for: -	
/		wieland		Type	
/		a 30.04.2013/		Benennung/Tittle	
/		Index Datum / Blatt Date / Sheet		STECKERTEIL	
/		Änderung/Revision		Federkraftanschluß/spring loaded, Snap in	
		Elektrische Verbindungen		250/400V AC 20A 2,5qmm	

Weitergabe sowie Vervielfältigung dieses Dokuments, Verwertung und Mitteilung seines Inhalts sind verboten, soweit nicht ausdrücklich gestattet. Die Reproduktion, Distribution und Nutzung dieses Dokuments sowie die Kommunikation der Inhalte an Dritte ohne schriftliche Genehmigung ist untersagt.

920529658001K_2 CADW3030_Lunz 2013-04-30T11:15:04 1.000